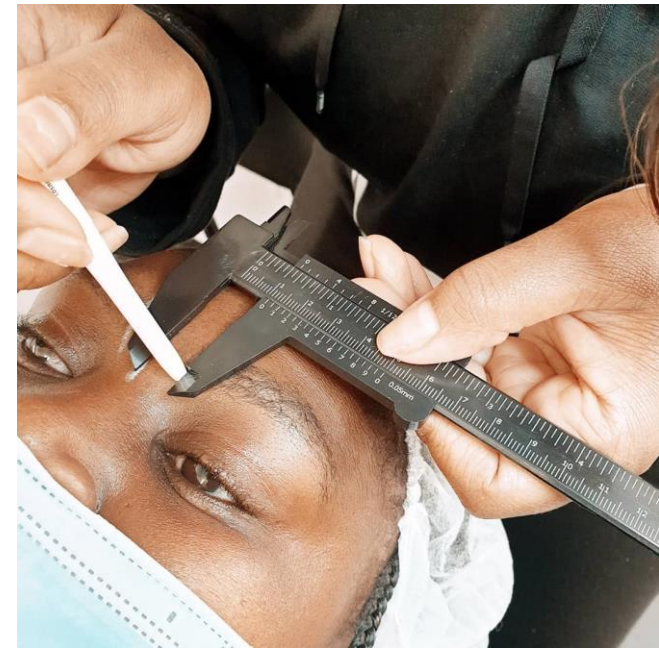


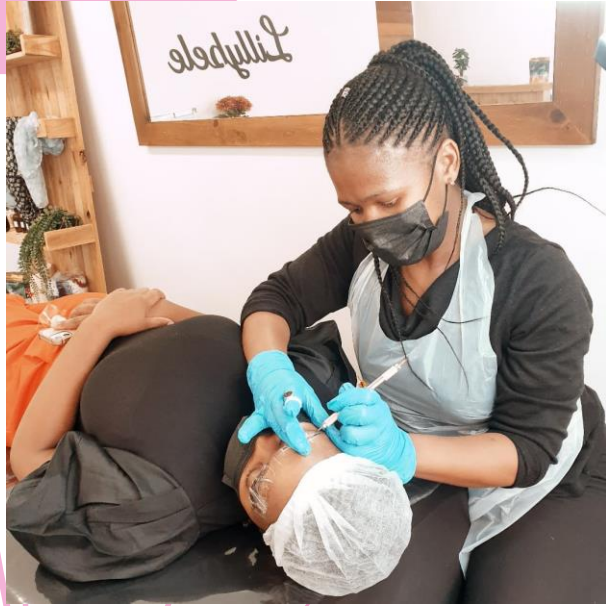
Fundamental Microblading, Shading and Combo Brow Training

Lillybele is an International Accredited Training Academy

By Nadine Zeeman



About the Course



The Microblading and shading course is intended for beginners who want to gain theoretical knowledge and practical skills. You will learn all 3 techniques- Microblading, Shading and Combo Brows.

The course is designed for 3 days intensive classroom training using the microblading hand tool.

This course include fully explanatory theory presentations, live instructor demonstrations of every aspect of the microblading procedure as well as fun and interactive practical activities with Nadine your trainer. We will do intensive live practical days where you will work on your own models with the help of Nadine.

Lunch and refreshments will be provided during your training.

Nadine is available for postgraduate support.

We pride ourselves in taking care of all our Trainees and assisting them wherever possible, as well as updating their knowledge on a continuous basis.



The kit includes the following:

1 x Handtool
1 Topical Anaesthetic
1 Intra-dermal anaesthetic
2x Blank Practice Skins
1x Waterproof Pencil
1 x Caliper
1 x Brow Tweezer
1 x Eyebrow Razor
15 x Blades (Variety)
10x Mascara Brushes
10 x Hair Bonnets
10 x Ring Cups
10 x Gloves
1 x Mapping string

1 x Pack Pigeon Wipes
10 x Earbuds
1 x Surgical Spirits
1 x Sterilant
1 x Sharps Bin
1 x Colour Wheel
10 x Toothpicks
3 x Aprons
3 x Dental Bibs
1 x Steel bowl
10 x Cotton Rounds
5 x Eyebrow Ruler Stickers
1 Eyebrow Ruler
3 x Assorted pigments



Price of 3 day training course:

R 14 200 which includes:

- Student Membership with PCASA for 1 year
- Lunch And Refreshments
- Training kit
- Training manual
- life-long post training support
- Attendance and Completion Certificate



Student Guidelines

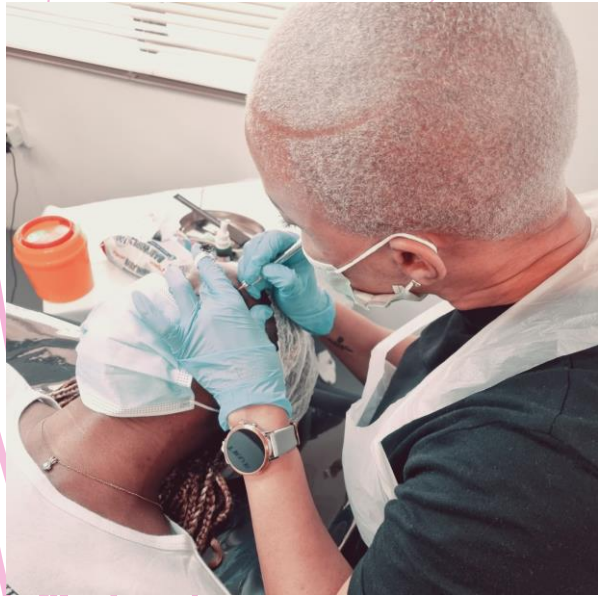


- The student must be a minimum of eighteen (18) years of age and have a High School Diploma, GED, or equivalent for the Fundamental Program.
- The student must document 10 procedures that are up to standard for approval and provide their bloodborne certificate in order to become Lillybele certified.
- Students are responsible to bring 3 models on the practical days



Topics covered

- Microblading Consultation Process
- Contraindications
- Mapping
- The importance of Consent Forms
- Face Shapes
- Brow Shape, Size, Position & the Horizontal Line
- Skin Types
- Skin Tone & Colour
- Fitzpatrick Scale
- Factors Affecting Pigment Retention
- Product and Implements
- Blades and Needles
- Numbing & Anaesthetics
- Microblading Procedure
- Touch Up Procedure
- Pre-treatment and Aftercare
- Sterilization and Bloodborne Pathogens
- Cell Phone Apps, Social Media & Photography




Lillyhele

Love your Brows and Lashes


pcasa
permanent cosmetic association of south africa
PROTECTION-PROFESSIONALISM-PERFECTION

What to expect

Prepping

2 weeks prior to training you receive access to our training manual. The theory and guidelines prepare you for the three-day training. While you have two weeks to study the online content, the average time needed is around twelve hours. Sections are broken down into comprehensive modules to ensure that you master each and every step before moving forward. We want you to arrive relaxed and prepared, so that you can enjoy and make the most of the practical training.

Practical Training

After the two-week online learning course, you attend the three-day practical training where you work on two live models. Because it is a highly specialized technique, the theory is detailed and Nadine is available at the practical to take you through the process, step by step.

Day 1: Theory, Practice on artificial skin, Test and homework

Day 2: Question and Answer session. Evaluating homework and provide assistance in corrections. Practice on artificial skin and fruit. Demonstration by Nadine on live model. Practical on one model. Homework of 10 brows on practise skin

Day 3: Evaluation of homework and tips on how to improve. Practical on two models